

Monday, August 12, 2019

- Complete the warm-up.
- Open sketchbook to the purple page of notes

Warm-Up: Answer the in 2-3 COMPLETE sentences.

This is a sculpture by Arne Quinze, from Belgium. What type of sculpture is this? How do you think it was made? Use vocab.



Today, we will:

1. Introduce Principles of Design
2. Work on Relief Sculpture project or Line project (if incomplete)

SB #3 and #4: DUE 8/14 or 8/15

Design a **Fantasy Landscape** on earth, in space or on some other world.

Consider: What type of plants, flowers, etc. would you see? What does the typography look like? Of what are things made? Can you see other worlds from the planet you are on? Are there buildings? What is gravity like in the land you are drawing?



FREE SKETCH

1. Your choice of drawing
2. It must be school appropriate
3. Free sketches must meet all criteria:
 - Is labeled with SB# and date
 - Fills the page
 - Is shaded/colored
 - Effort

Tuesday, August 13, 2019

➤ Complete warm-up.

Warm-Up: Answer in 2-3 COMPLETE sentences.

What are the 4 ways to create sculpture?

Which of the 4 do we see in this photograph?



Today, we will:

Work on Relief Sculpture project

SB #3 and #4: DUE 8/14 or 8/15

Design a **Fantasy Landscape** on earth, in space or on some other world.

Consider: What type of plants, flowers, etc. would you see? What does the typography look like? Of what are things made? Can you see other worlds from the planet you are on? Are there buildings? What is gravity like in the land you are drawing?






FREE SKETCH

1. Your choice of drawing
2. It must be school appropriate
3. Free sketches must meet all criteria:
 - Is labeled with SB# and date
 - Fills the page
 - Is shaded/colored
 - Effort

Wednesday, August 14, 2019

- Turn in sketchbook to crate on the front table.
- Get out a pencil.

Can you solve these visual puns?



Today, we will:

Introduce Value and Shading
Create value still life

SB #5: Design your own SUPERHERO

1. Consider:

- Costume
- Logo
- Environment




2. Include 3-5 complete sentences that indicate your hero's name, super power, special back story or features, etc.



Thursday, August 15, 2019

- Turn in sketchbook to crate on the front table.
- Get out a pencil.

Can you solve these visual puns?



Today, we will:

Introduce Value and Shading
Create value still life

SB #5: Design your own SUPERHERO

1. Consider:

- Costume
- Logo
- Environment

2. Include 3-5 complete sentences that indicate your hero's name, super power, special back story or features, etc.



Friday, August 16, 2019

- Collect your sketchbook from the front table.
- Complete today's warm-up.

Warm-Up: Answer in 2-3 COMPLETE sentences.

What is the focal point of this painting? What did the artist do to emphasize it?

Lamentation, Giotto, 1305-06;
Arena Chapel, Padua, Italy



Today, we will:

Introduce and begin Value Project

SB #5: Design your own SUPERHERO

1. Consider:

- Costume
- Logo
- Environment

2. Include 3-5 complete sentences that indicate your hero's name, super power, special back story or features, etc.



